

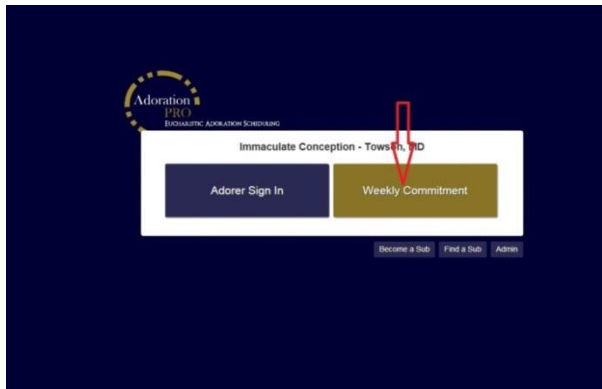


# The Adoration Chapel

Acknowledge Accept Adore ~ Refresh Renew Restore

## REMINDER TO SIGN UP! ATTENTION EXISTING ADORERS!

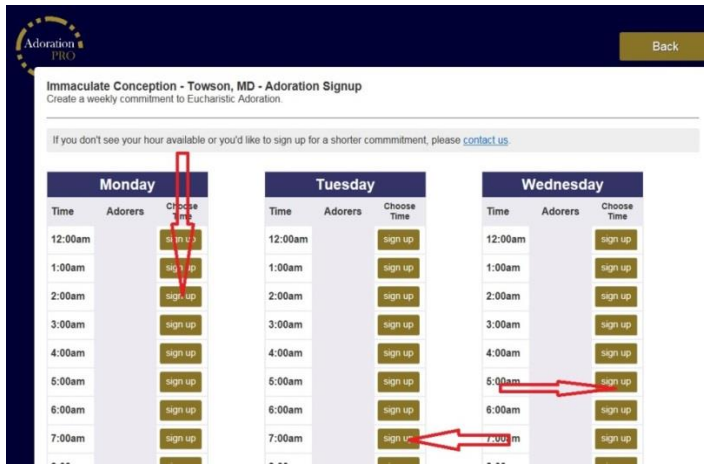
WE HAVE A NEW ONLINE ADORATION CHAPEL SCHEDULING SYSTEM. ALL **ADORERS ARE REQUIRED TO REGISTER WITH THE NEW SYSTEM.** It is a very simple process. Adorers will have three weeks to register with “adoration pro” while we continue to use the paper register. **After July 17<sup>th</sup> the paper register will no longer be used.** PLEASE FOLLOW THE STEPS BELOW TO REGISTER. You can register from your own personal device or on the iPad in the vestibule. Questions? Contact Beth Van Natta, [bethvannatta@yahoo.com](mailto:bethvannatta@yahoo.com) or 410-337-3548. Thank YOU!



**Step 1:** Go to [www.adorationpro.org/ictowson](http://www.adorationpro.org/ictowson)

**Step 2:** Click “Weekly Commitment” and choose the day/hour of adoration.

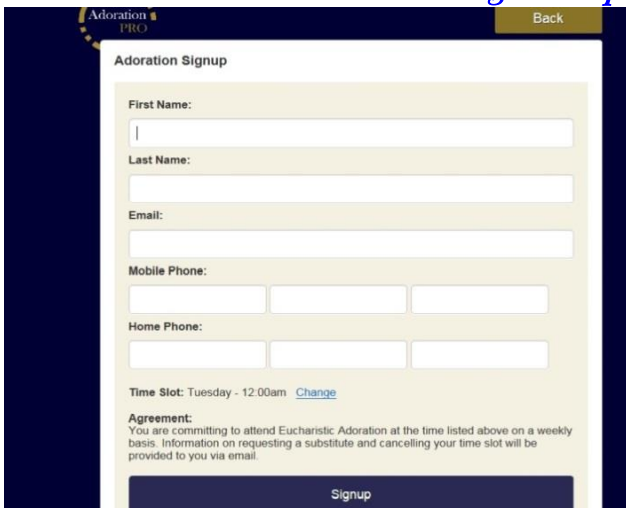
Every instance of “Adorer” represents one person who has signed up for an hour. There may be more than one Adorer for each time slot.



**Step 3:** Click “Sign Up” next to your chosen time slot. If you don’t have a specific time in mind please consider signing up for an hour that does not already have an adorer scheduled.

# The Adoration Chapel

*Acknowledge Accept Adore ~ Refresh Renew Restore*



The screenshot shows a web form titled "Adoration Sign-up" with a "Back" button in the top right corner. The form fields include: "First Name:" with a single input box; "Last Name:" with a single input box; "Email:" with a single input box; "Mobile Phone:" with three input boxes; and "Home Phone:" with three input boxes. Below the phone fields, it says "Time Slot: Tuesday - 12:00am" with a "Change" link. An "Agreement:" section contains text about attending Eucharistic Adoration. At the bottom is a "Signup" button.

**Step 4:** Fill in the information and read the agreement. Click **“Signup”**.

You should receive a confirmation email with your holy hour. **You can also sign up to be a substitute.** If you also elected to be a substitute you will receive a separate email for that.

**Step 5:** **Each time** you visit the chapel, simply look for your name and check in via iPad for your scheduled hour!